



Patch Panel Egress
321-2B-HL



Service Loop/Take-up Reel



Fast-Drop 360° Coiling
Clip Module
Part No. 321-FRM-1A

Fast-Drop Fiber Bend Radius Control Modules provide the BICSI recommended minimum bend radius for fiber optic cables, assuring consistent data transmission. Molded of UL94 V-0 flame retardant, impact resistant polycarbonate and rigid enough to withstand large bundle loads. NEBS compliant.


The universal Fast-Drop quickly snaps on to any panel edge up to 0.104" (2.7mm), retained by a RoHS compliant stainless steel clip. Versatile mounting options with screw or tab mount to make service loops, preassembled Rack Mount Panel Arrays, Service Loop Coiling Clips or stacking via slotted side design.

Features and Benefits:

- Protects cables from kinks
- Fits within standard unit racks (1, 2 & 3 U)
- Snaps into place
- Hook and loop strap containment option
- Flame retardant per UL94 V-0
- RoHS compliant
- Versatile assembly options
- Protects cables and tubing from kinks and micro bends

Applications and Uses:

- Fiber - FTTH or FTTP cabling
- Patch panels, control boxes
- Racks, cabinets, and enclosures
- Data centers/central
- Telecom switches and base stations
- Medical, x-ray, and imaging equipment
- Industrial equipment, Electrical wiring,
- Hydraulic, pneumatic and tubing/hoses



Service Loop Arrays

Rack Mount Fiber Array Panels



Part No. 321-FAV-1B-SL-HL



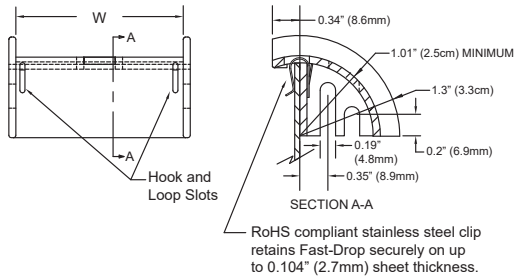
Part No. 321-FAV-1B-6-L-HL



Part No. 321-FAV-1B-3/3-HL

Fast-Drop Specifications and Ordering Options

Specifications:



Material: Polycarbonate
Flammability: UL94 V-0
Color: Black or Beige
Typical Wall Thickness: 0.090" (2.3mm)

Module Part Numbers and Sizes:

Part No.	Color	Max Bundle Width (W)		Overall Width	
		Inches	cm	Inches	cm
321-1A	Black	1.00	2.5	1.18	2.96
321-1B	Beige				
321-2A	Black	1.75	4.4	1.93	4.86
321-2B	Beige				
321-3A*	Black	3.00	7.6	3.18	8.06
321-3B*	Beige				

For Hook and Loop Straps add -HL to part number suffix (i.e. 321-1A-HL)

*3.00" Fast-Drop has no screw mounting slots

Rack Mount Fiber Array Panel

Part No.	Size & Color	Module	Orientation
321-FAV	1 (A or B)	6	Left or Right
321-FAV	1 (A or B)	3/3	Split
321-FAV	1 (A or B)	1/1 1/1 1/1	Service Loop Pattern
321-FAH	1 (A or B)	8	-

Part Number Examples

321-FAV-1B-6R-HL	1" RCM, Color: Beige, with 6 oriented right w/ HL Strap
321-FAV-1A-3/3-IN	1" RCM, Color: Black, with oriented 3 L and 3 R, no HL Strap
321-FAH-1A	1" RCM, Color: Black

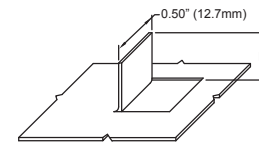
Fast-Drop® 360° Fiber Routing Module

Part No.	Size & Color
321-FRM	1 (A or B)
321-FRM	3 (A or B)
	Example: 321-FRM-1A-HL



Mounting Options:

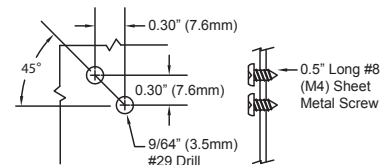
Vertical Tab Mounting



P/N	H
321-1	0.94" (2.4mm)
321-2	1.34" (3.4mm)
321-3	1.94" (4.9mm)

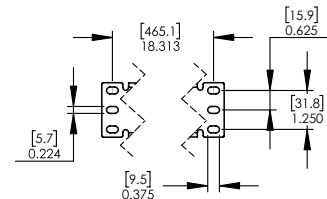
Optional: Include slot tab to lock clip in place.

Side Screw Mounting

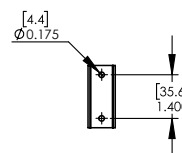


Drill one hole per drill pattern above. Insert first screw and mount Fast-Drop. Use Open slot to spot and drill the second hole and insert second screw.

Hole Pattern



Hole Pattern



ISO 9001:2015 • AS9100D / ISO 9001:2015 Certified • Registration No. AS19.4480

Certified Vendor to Fortune 100 & 500 OEMs, JIT w/ MAJOR OEMs Worldwide, supported by International Distribution



devicetech.com • +1 508-229-2000
 customerservice@devicetech.com



dti-devicetech.eu • +49 40 350 85 128
 customerservice@dti-devicetech.eu